

### Water Volume Calculation Chart

	A PEOPLE IN THE HOUSE 4	B PEOPLE IN THE HOUSE 8	C PEOPLE IN THE HOUSE A or B	A+C or B+C TOTAL VOLUME REQUIRED
SHOWER, BATH, TOILET, BASIN	1,000 Ltr	2,000 Ltr		
WASHING MACHINE	150 Ltr	250 Ltr		
COOKING/CLEANING	150 Ltr	250 Ltr		
CAR WASH	100 Ltr (2 Cars)	200 Ltr (3-4 Cars)		
SMALL GARDEN	150 Ltr	250 Ltr		
TOTAL				
APPROX VOLUME OF TANK REQUIRED				

\* THIS IS AN ESTIMATION CHART ONLY.

### Site Preparation & Installation

1. Install the tank in an upright position, supporting the entire base of the tank on a solid level surface. Ensure that the area is free from sharp stones, iron bars or any debris.
2. The site must be solid, level, compacted base that extends beyond the diameter of the tank. Suitable bases include brick, concrete, gravel with sand top surface between 300mm and 400mm in depth.
3. Leave sufficient space between the tank and any surrounding structures to allow for expansion when the tank is filled. We recommend a minimum of 150mm (6 inches) all around. Position the tank ensuring best access for filling, maintenance and safety.

4. Ensure the tank is protected from strong winds (especially when empty). If necessary strap it down.
5. Connect all pipe work, fittings and accessories once location has been established. All pipe work and fittings connected to the tank should be supported.

WATER TANK STANDS CAN BE USED BUT MUST BE DESIGNED BY A QUALIFIED CONSULTING ENGINEER.

FAILURE TO FOLLOW THE INSTALLATION GUIDELINES WILL RENDER ANY WARRANTY NULL AND VOID.



 Insert a length of flexible pipe to absorb shocks & movements of pipe fittings from tank. Position the pipe directly on ground to avoid damage caused by standing over pipes.	 Tank overflow must be piped away from the tank to avoid undermining of tank base.	 Unsupported pipe work puts excessive strain on fittings and tank wall. Over period of time, this will lead to stress in the tank. This kind of installation should be avoided at any cost.
---	---	--

### General Safety



Water storage tanks must not be used for underground installation unless supported by load bearing walls and full underground slab.



Move the tank with care, only when it is completely empty & away from any construction material at site.



Do not climb or stand on the tank (For example, during filling). The outer surface of the tank can be a slip-hazard.



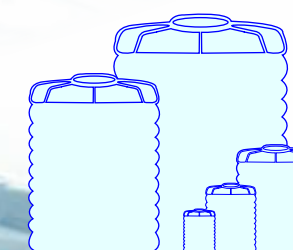
Cylindrical water storage tanks are designed for static applications (not for transport purposes) and are heavy when full. Kindly use only Horizontal design tanks for transport application.



The tanks structure and integrity of seals could be affected if the pipe-work and fittings are not sufficiently supported. Please refer to instructions on lid / warranty cards.

# WATER TANK

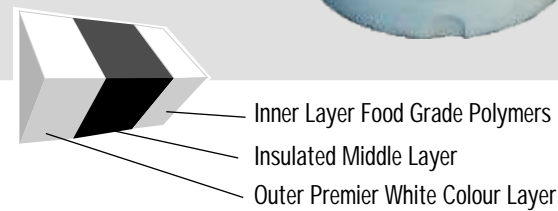
A Super solution to your storage problem



CAPACITY RANGE  
200 to  
25000 L

Innovation Flexibility Reliability

## TRIPLE LAYER TANKS

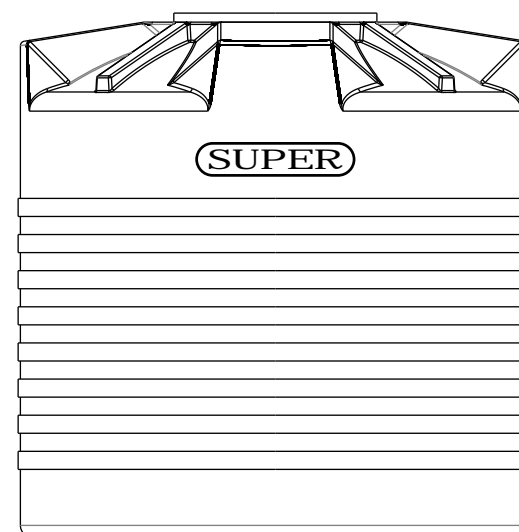
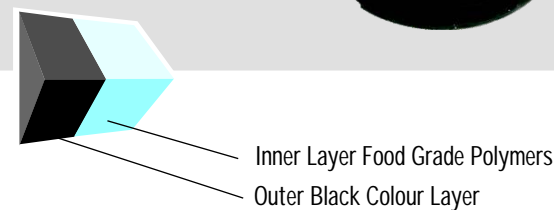


## CYLINDRICAL VERTICAL WATER TANKS

CAPACITY LITERS	DIA IN MM.	HEIGHT IN MM.	MANHOLE IN MM.
200	670	660	300
300	760	770	300
500	910	900	410
750	1020	1020	410
1000	1130	1140	410
1500	1360	1230	410
2000	1360	1670	410
2000	1510	1370	410
3000	1690	1630	410
5000	2120	1620	410
6000	1810	2690	470
7000	2020	2430	410
10000	2520	2350	470
10000	2020	3450	470
15000	3060	2450	470
20000	3540	2450	470
25000	3540	2950	470

\* We use imported raw material for making tanks above 5000 L. capacity.  
\* We measure internal air temperature during production to ensure the best quality part.

## DOUBLE LAYER TANKS



When it comes to manufacturing Water Tanks, SUPER from Baroda Polyform Pvt. Ltd. matches scales with international names. In order to deliver the best quality products, Baroda Polyform Pvt. Ltd. imports \*LLDPE resin with high density and low melt flow. This resin has high level of ESCR (Environmental Stress Crack Resistance).

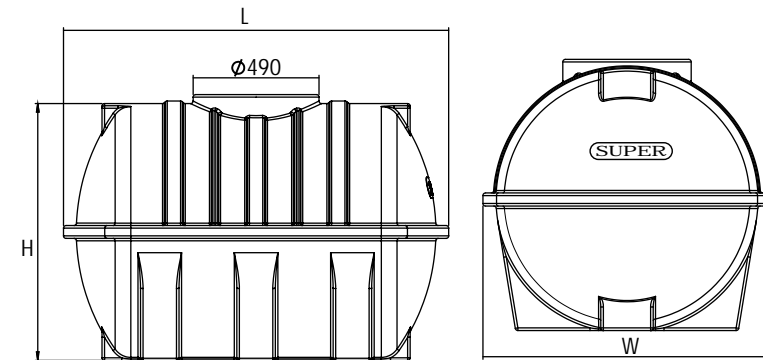
Baroda Polyform Pvt. Ltd. manufactures water tanks made from PE (Polyethylene) as raw material, which is widely known for its high strength, stiffness, rigidity and resistance to corrosion and no stress during processing. The Company offers a wide range of chemical tanks that are moulded from high grade of PE, and an awe-inspiring range of products and services, which are sure to leave you spellbound.

\* For specific sizes

## HORIZONTAL TANKS



Inner Layer Food Grade Polymers  
Outer Black Colour Layer



Inner Layer Food Grade Polymers  
Insulated Middle Layer  
Outer Premier White Colour Layer

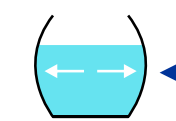
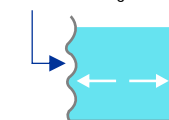
CAPACITY LITERS	LENGTH (L) MM	WIDTH (W) MM	HEIGHT (H) MM
1000	1500	1100	1000
1500	1800	1250	1150
2000	2000	1325	1225

## LOFT TANKS



CAPACITY LITRES	LENGTH CM	WIDTH CM	HEIGHT CM
175	70	70	36
225	100	70	36
270	119	88	28
300	119	89	32
400	123	93	39
500	134	90	43
700	140	98	55

Extra ribs for extra strength




Other tanks bulge due to lack of ribs



Air tight threaded lid

**FOOD GRADE**

Safe for use when in contact with drinking water, SUPER tanks are manufactured from food grade polyethylene.




**ANTI BACTERIAL TANK**

**UV STABLE**

UV Stabilization prevents degradation and ensures that there is no cracking or chalking or loss is physical properties in SUPER tanks.

**HIGHER TEMPERATURE INSULATION**



Triple Layer Tank Double Layer Tank

SUPER water storage white tanks do not heat up the water like the ordinary black tanks. The temperature difference between SUPER tanks and an ordinary tank can reach upto 30°C.